

MC-728 Mechanical Combination Lock

User Instructions

MC-728 Mechanical Combination Lock USER INSTRUCTIONS

SELECT DEFAULT USER CODE 2 2 4 4

OPEN DEVICE TO ACTIVATE CODE CHANGE BUTTON
(SEE DIAGRAM 1)

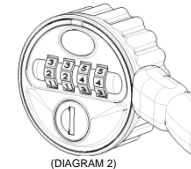
PRESS & HOLD CODE CHANGE BUTTON THEN ROTATE
INDIVIDUAL WHEELS TO SELECT NEW USER CODE
(SEE DIAGRAM 2)

RELEASE CODE CHANGE BUTTON TO SET USER CODE

CLOSE DOOR, LOCK & SCRAMBLE CODE



(DIAGRAM 1)



(DIAGRAM 2)

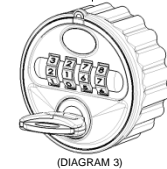
MC-728 Mechanical Combination Lock EMERGENCY KEY OVERRIDE & CODE FINDER FUNCTION

INSERT MASTER KEY OVERRIDE & TURN 90° CLOCKWISE
(SEE DIAGRAM 3)

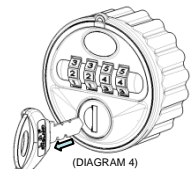
LIGHTLY ROTATE INDIVIDUAL WHEELS (UPWARDS)
UNTIL EACH ONE LOCKS INTO POSITION
(USER CODE IDENTIFIED)

TURN KEY 90° COUNTER-CLOCKWISE &
REMOVE FROM LOCK (SEE DIAGRAM 4)

REFER TO USER INSTRUCTIONS FOR PROCEDURE
TO SET NEW USER CODE



(DIAGRAM 3)



(DIAGRAM 4)

MC-728 Mechanical Combination Lock

User Instructions

MC-728 Mechanical Combination Lock USER INSTRUCTIONS

SELECT DEFAULT USER CODE 2 2 4 4

OPEN DEVICE TO ACTIVATE CODE CHANGE BUTTON
(SEE DIAGRAM 1)

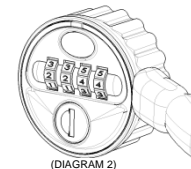
PRESS & HOLD CODE CHANGE BUTTON THEN ROTATE
INDIVIDUAL WHEELS TO SELECT NEW USER CODE
(SEE DIAGRAM 2)

RELEASE CODE CHANGE BUTTON TO SET USER CODE

CLOSE DOOR, LOCK & SCRAMBLE CODE



(DIAGRAM 1)



(DIAGRAM 2)

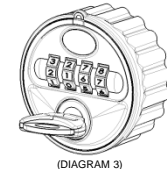
MC-728 Mechanical Combination Lock EMERGENCY KEY OVERRIDE & CODE FINDER FUNCTION

INSERT MASTER KEY OVERRIDE & TURN 90° CLOCKWISE
(SEE DIAGRAM 3)

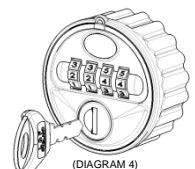
LIGHTLY ROTATE INDIVIDUAL WHEELS (UPWARDS)
UNTIL EACH ONE LOCKS INTO POSITION
(USER CODE IDENTIFIED)

TURN KEY 90° COUNTER-CLOCKWISE &
REMOVE FROM LOCK (SEE DIAGRAM 4)

REFER TO USER INSTRUCTIONS FOR PROCEDURE
TO SET NEW USER CODE



(DIAGRAM 3)



(DIAGRAM 4)