

GM270 GEMINI MECHANICAL

FEATURES

Mechanical cam lock
 4 Wheel Combination Lock
 10,000 possible combinations
 Can be flush fitted or surface mounted
 Emergency Key Override (7 Disc Barrel)
 Code Finding Feature (7 Disc Barrel)
 Code Change Function
 Code Finding Feature
 - 7 Disc Barrel
 - Allows emergency access if code is lost
 Secured with 2 x M4 Pan Head Screws

OPTIONS

Finishes:
 Black (B)
 Silver (S)
 White (W)
 Custom*

Keypad Direction:
 Vertical (V)
 Right Handed Horizontal (R)
 Left Handed Horizontal (L)*



DIMENSIONS & SPECIFICATIONS

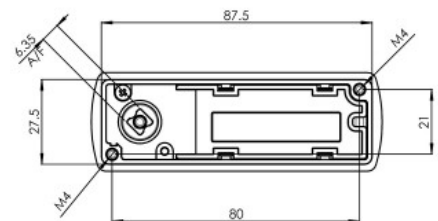
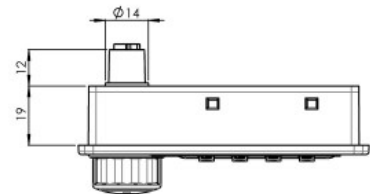
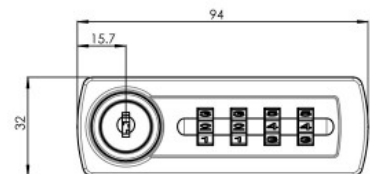
Dimensions:

Body Length: 94mm (3.7")
 Head Depth: 32mm (1 1/4")

Material: Zinc Alloy and ABS Construction

Finish: Powder coated

Keys Included: 2
 For Internal Use



Flush Fit Clamp Box



Surface Mount Sleeve

ORDERING INFORMATION

Finish	Vertical	Right
Black	GM270VB	GM270RB
Silver	GM270VS	GM270RS
White	GM270VW	GM270RW



*Contact LockeyUSA for minimum order quantities and lead times for custom orders.